

LIVRE D'ORGUE de l'UP
FFCHIER U ACCLAMATIONS

U 28 MNA 61.26
Touche nos oreilles,...
Dieu silence,...

M. Ginot - J. Akepsimas - SM

Introduction

Accompagnement suivant l'auteur: AC.

Orgue

Couplets

1. Tou-che nos o-reil-les, Nos en-ten-drons. Souf-fle sur nos lè-vres, Nous par-le-rons.

1. Don-ne ta lu-mière, Nous bril-le-rons. Mon-tre nous la rou-te, Nous mar-che-rons.

Refrain

Dieu si-len-ce, Tu nous as par-lé: Lu - mière dans nos yeux, Fer - ment de no-tre pain %

LIVRE D'ORGUE de l'UP
FCHIER U ACCLAMATIONS

Idem U 28 MNA 61.26 autre accompagnement

Couplets

Accompagnement: AC.

1. Tou-che nos o-reil-les, Nos en-ten-drons. Souf-fle sur nos lè-vres, Nous par-le-rons.



1. Don-ne ta lu-mière, Nous bril-le-rons. Mon-tre nous la rou-te, Nous mar-che-rons.





Refrain Dieu si-len-ce, Tu nous as par-lé: Lu - mière dans nos yeux, Fer - ment de no-tre pain



Interlude. (Mélodie grégorienne: Bene omnia fecit)

Accompagnement: AC.



LIVRE D'ORGUE de l'UP
fFCHIER U ACCLAMATIONS

U 34 Venez maintenant tout est prêt
Le premier a dit: "Je vais à mon champ...
MA Retif (Mannick) - J. Akepsimas - SM
Accompagnement suivant l'auteur: AC.

REFRAIN

Ve - nez main - te - nant tout est prêt_____

Musical notation for the first part of the refrain, featuring a treble and bass clef with a 6/8 time signature and a key signature of three sharps (F#, C#, G#). The melody is in the treble clef, and the accompaniment is in the bass clef. A fermata is placed over the first measure of the melody.

Ve - nez par-ta-ger le ban - quet. Heu - reux ce-lui qui pren - dra son re-pas

Musical notation for the second part of the refrain, continuing the treble and bass clef with a 6/8 time signature and a key signature of three sharps. The melody continues in the treble clef, and the accompaniment continues in the bass clef.

Au Roy - aume a - vec moi. _____

Musical notation for the third part of the refrain, continuing the treble and bass clef with a 6/8 time signature and a key signature of three sharps. The melody continues in the treble clef, and the accompaniment continues in the bass clef. The piece concludes with a double bar line and a 4/4 time signature change.

Couplets.

1. Le pre - mier a dit: "Je vais voir mon champ,

Musical notation for the first couplet, featuring a treble and bass clef with a 4/4 time signature and a key signature of one sharp (F#). The melody is in the treble clef, and the accompaniment is in the bass clef.

LIVRE D'ORGUE de l'UP
FCHIER U ACCLAMATIONS

U 34 suite

1. Je n'ai pas le temps de ve - nir man - ger

Musical notation for the first system, featuring a treble and bass clef with a key signature of one sharp (F#) and a common time signature. The melody is in the treble clef, and the accompaniment is in the bass clef.

1. Au - près de ton maî - tre il faut m'ex - cu - ser!

Musical notation for the second system, featuring a treble and bass clef with a key signature of one sharp (F#) and a common time signature. The melody is in the treble clef, and the accompaniment is in the bass clef.

1. Je n'ai pas le temps. Je n'ai pas le temps. Ve - §

Musical notation for the third system, featuring a treble and bass clef with a key signature of one sharp (F#) and a common time signature. The melody is in the treble clef, and the accompaniment is in the bass clef. The system ends with a double bar line and a repeat sign.


LIVRE D'ORGUE de l'UP
FCHIER U ACCLAMATIONS

U 36


Ce ma-tin - là dans Jé - ri - cho rap - pel-le -
Rém Rém7# Rém7 Rém6 Sib7M



toi, il fai-sait beau Et les gens ve - aient par mi - liers pour te voir
Fadim La7 Rém Rém7# Rém7 Rém6 Sib7M




et pour t'é-cou - ter. J'é-tais là, dans le sy - co - mo-re Et je
Fadim La 7 Rém Fa Do



n'en-ten-dais plus que toi, mais je ne sa-vais pas en - co - re Que tu
Rém La7 Sib Fa



t'in - vi - te-rai-s chez moi. Tu m'as



LIVRE D'ORGUE de l'UP
FCHIER U ACCLAMATIONS

U 36 Suite

dit: "Za-chée,
Ré La7

Des-cends de ton ar-bre, au-jour-d'hui je vais chez toi" Tu m'as
Sim Fa# Sol Ré La7

dit: "Za-chée" pré pare u-ne ta-ble, je vais man-ger a - ve - toi."
Ré La7 Sim Fa# Sol Ré La7

LIVRE D'ORGUE de l'UP
FCHIER U ACCLAMATIONS

U 45 Comme un souffle fragile
Ta parole est murmure
P. Jacob - G. de Courrèges - Auvidis
Accompagnement suivant F. Rauber: AC.

Refrain. §

Comme un souf - fle fra - gi - le Ta pa - ro - le se don - ne Comme un

Musical notation for the first line of the refrain. It features a vocal line in treble clef and a piano accompaniment in bass clef. The key signature is one sharp (F#) and the time signature is 3/4. The vocal line begins with a quarter note G4, followed by a half note A4, and then a quarter note B4. The piano accompaniment starts with a whole note chord of G2, B2, and D3, followed by a half note chord of G2, B2, and D3, and then a quarter note chord of G2, B2, and D3.

va - se d'ar - gi - le ton a - mour nous fa - çon - ne

Musical notation for the second line of the refrain. It features a vocal line in treble clef and a piano accompaniment in bass clef. The key signature is one sharp (F#) and the time signature is 3/4. The vocal line begins with a quarter note G4, followed by a half note A4, and then a quarter note B4. The piano accompaniment starts with a whole note chord of G2, B2, and D3, followed by a half note chord of G2, B2, and D3, and then a quarter note chord of G2, B2, and D3.

Interlude. (facultatif)

Musical notation for the interlude. It features a piano accompaniment in bass clef. The key signature is one sharp (F#) and the time signature is 3/4. The accompaniment starts with a whole note chord of G2, B2, and D3, followed by a half note chord of G2, B2, and D3, and then a quarter note chord of G2, B2, and D3.

Musical notation for the final line of the interlude. It features a piano accompaniment in bass clef. The key signature is one sharp (F#) and the time signature is 3/4. The accompaniment starts with a whole note chord of G2, B2, and D3, followed by a half note chord of G2, B2, and D3, and then a quarter note chord of G2, B2, and D3.


LIVRE D'ORGUE de l'UP
FFCHIER U ACCLAMATIONS


U 45 Suite

Couplets.

1. Ta pa - role est mur - mu - re comme un se - cret d'a - mour Ta pa -



1. role est bles - su - re Qui nous ou - vre le jour. 



LIVRE D'ORGUE de l'UP
FCHIER U ACCLAMATIONS

Idem U 45 Transposé.

REFRAIN

Comme An souf- fle fra - gi - le Ta pa - ro - le se don - ne Comme un

Musical notation for the first line of the refrain. It features a vocal line in the treble clef and a piano accompaniment in the bass clef. The key signature is three flats (B-flat, E-flat, A-flat) and the time signature is 3/4. The melody consists of quarter and eighth notes, with some rests and slurs.

va - se d'ar - gi - le ton a - mour nous fa - çon - ne

Musical notation for the second line of the refrain. It continues the vocal line and piano accompaniment from the first line. The piano part features sustained chords and moving bass lines.

Interlude.

Musical notation for the interlude. It consists of a piano accompaniment in the bass clef, featuring sustained chords and a simple melodic line in the treble clef.

Musical notation for the final line of the interlude. It concludes the piano accompaniment with sustained chords and a final melodic phrase.

LIVRE D'ORGUE de l'UP
FCHIER U ACCLAMATIONS

Idem U 45 Transposé. SUITE

Couplets.

1. Ta pa - role est mur - mu - re comme un se - cret d'a - mour Ta pa -

Musical notation for the first couplet. The score is written for a grand staff with a treble clef on the upper staff and a bass clef on the lower staff. The key signature has two flats (B-flat and E-flat). The melody is primarily in the treble clef, with accompaniment in the bass clef. The lyrics are: "1. Ta pa - role est mur - mu - re comme un se - cret d'a - mour Ta pa -".

1. role est bles - su - re Qui nous ou - vre le jour.

Musical notation for the second couplet. The score is written for a grand staff with a treble clef on the upper staff and a bass clef on the lower staff. The key signature has two flats (B-flat and E-flat). The melody is primarily in the treble clef, with accompaniment in the bass clef. The lyrics are: "1. role est bles - su - re Qui nous ou - vre le jour.".

LIVRE D'ORGUE de l'UP
FCHIER U ACCLAMATIONS

U 107 A quoi sert la lumière...
Il faut un grand feu...
Ainsi vous serez témoins...
MA Rétif (Mannick) - J. Akepsimas - SM

Accompagnement simple suivant l'auteur.

REFRAIN A QUOI SERT LA LU-MIE - RE QUAND ELLE EST SOUS LE BOIS - SEAU ET LE

Musical notation for the first part of the refrain, measures 1-3. The music is in 4/4 time, key of B-flat major. The melody is in the right hand, and the accompaniment is in the left hand.

SEL DE LA TER - RE QUAND IL PREND LE GOÛT DE L'EAU

Musical notation for the second part of the refrain, measures 4-6. The music is in 4/4 time, key of B-flat major. The melody is in the right hand, and the accompaniment is in the left hand. The time signature changes to 2/4 at the end of measure 6.

COUPLETS - *Presser un peu.*

1. Il faut un grand feu qui se voit de loin

Musical notation for the first couplet, measures 1-3. The music is in 4/4 time, key of B-flat major. The melody is in the right hand, and the accompaniment is in the left hand.

1. Pour que le bâ - teau trou - ve son che - min

Musical notation for the second couplet, measures 1-3. The music is in 4/4 time, key of B-flat major. The melody is in the right hand, and the accompaniment is in the left hand.

1. Il faut qu'un flam - beau prê - te sa lu - eur

Musical notation for the third couplet, measures 1-3. The music is in 4/4 time, key of B-flat major. The melody is in the right hand, and the accompaniment is in the left hand.

LIVRE D'ORGUE de l'UP
FCHIER U ACCLAMATIONS

U 107 Suite

1. aux yeux fa - ti - gués des vo - ya - geurs.

Musical notation for the first system, featuring a vocal line and a piano accompaniment in G minor. The vocal line consists of a series of eighth notes: G4, A4, Bb4, C5, D5, E5, F5, G5. The piano accompaniment consists of a bass line with notes G3, Bb3, D4, E4, F4, G4 and a treble line with notes G4, Bb4, D5, E5, F5, G5.

REFRAIN FINAL - *Tempo initial.*

AIN - SI VOUS SE - REZ TE - MOINS DE LA LU - MIE - RE

Musical notation for the second system, featuring a vocal line and a piano accompaniment in G minor. The vocal line consists of a series of eighth notes: A4, Bb4, C5, D5, E5, F5, G5. The piano accompaniment consists of a bass line with notes G3, Bb3, D4, E4, F4, G4 and a treble line with notes G4, Bb4, D5, E5, F5, G5. The time signature changes from 2/4 to 4/4.

JAIL - LIE DE VOS COEURS COM - ME JAIL - LIT DE

Musical notation for the third system, featuring a vocal line and a piano accompaniment in G minor. The vocal line consists of a series of eighth notes: A4, Bb4, C5, D5, E5, F5, G5. The piano accompaniment consists of a bass line with notes G3, Bb3, D4, E4, F4, G4 and a treble line with notes G4, Bb4, D5, E5, F5, G5. The time signature changes from 2/4 to 4/4.

TERRE UN E - PI DE BLE.

Musical notation for the fourth system, featuring a vocal line and a piano accompaniment in G minor. The vocal line consists of a series of eighth notes: A4, Bb4, C5, D5, E5, F5, G5. The piano accompaniment consists of a bass line with notes G3, Bb3, D4, E4, F4, G4 and a treble line with notes G4, Bb4, D5, E5, F5, G5.

LIVRE D'ORGUE de l'UP
 FCHIER U ACCLAMATIONS

U 132-1 CNA 532 Allez dire à tous les hommes...

Chantez au Seigneur un chant nouveau...

D. Rimaud/Versets AELF - J. Berthier - SM

♩ = 80

Lentement

Accompagnement suivant l'auteur: AC.

Refrain Al-lez dire à tous les hom-mes: le Roy - aume est par-mi

Versets - Soliste ou petit chœur.

Libre et expressif.

1. Chantez au Seigneur un chant nou - veau,
 2. Rendez au Seigneur, familles_ des peuples,
 3. La campagne tout entière est en fête.

1. Chantez au Sei_____ - gneur, terre en___ - tière
 2. rendez au Seigneur la gloire et la puis - sance
 3. Les arbres des forêts dansent_____ de joie

LIVRE D'ORGUE de l'UP
FFCHIER U ACCLAMATIONS

U 132-1 Suite

U 132-1

1. Chantez au Seigneur et bé - nis - sez son nom.
2. rendez au Seigneur la gloi - re de son nom.
3. devant la face du Sei - gneur car il vient,

1. De jour en jour, proclamer son sa - lut
2. Allez dire aux nations: "le Seigneur est Roi"
3. car il vient pour juger la terre

1. racontez à tous les peuples sa gloire,
2. Il gouverne les peuples avec droi - ture.
3. Il jugera le monde avec jus - tice,

1. à toutes ses na-tions, ses mer - veil - les Al-lez
3. se - lon sa vé - ri - té, tous les peu - ples. Al-lez

2. Joie au ciel. E - xul - te la ter - re. Al-lez

LIVRE D'ORGUE de l'UP
 FFCHIER U ACCLAMATIONS

♩ = 80

Lentement

U 132-1 CNA 352 Transposé

Refrain Al-lez dire à tous les hom-mes: le Roy - aume est par-mi

vous Al-lé - lu - ia, Al-lé - lu - ia. Le roy - aume est par-mi vous.

Versets - Soliste ou petit chœur.

Libre et expressif.

1. Chantez au Seigneur un chant nou - veau,
2. Rendez au Seigneur, familles des peuples,
3. La campagne tout entière est en fête.

1. Chantez au Sei - gneur, terre en - tière
2. rendez au Seigneur la gloire et la puis - sance
3. Les arbres des forêts dansent de joie

LIVRE D'ORGUE de l'UP
FCHIER U ACCLAMATIONS

U 132-1 Tranposé Suite

1. Chantez au Seigneur et bé - nis - sez son nom.
2. rendez au Seigneur la gloi - re de son nom.
3. devant la face du Sei - gneur car il vient,

1. De jour en jour, proclamer son sa - lut
2. Allez dire aux nations: "le Seigneur est Roi"
3. car il vient pour juger la terre

1. racontez à tous les peuples sa gloire,
2. Il gouverne les peuples avec droi - ture.
3. Il jugera le monde avec jus - tice,

1. à toutes ses na-tions, ses mer - veil - les. Al-lez
3. se - lon sa vé - ri - té, tous les peu - ples. Al-lez

2. Joie au ciel. E - xul - te la ter - re. Al-lez

LIVRE D'ORGUE de l'UP
FFCHIER U ACCLAMATIONS


U 150 Jésus, marchant devant...

Jésus est transfiguré


T. et M. Ephrem - SM

Accompagnement: AC.


Jé - sus, mar-chant de - vant prend Pier-re, Jacques et Jean Jé -




sus, mar-chant de - vant prend Pier-re, Jacques et Jean,



Pour qu'ils l'ac-com - pa - gnent sur u - ne mon - ta - gne,



Pour qu'ils l'ac-com - pa - gnent sur u - ne mon - ta - gne,



LIVRE D'ORGUE de l'UP
FCHIER U ACCLAMATIONS

U 184 Ecoute, écoute la voix... Sa parole a fait la
terre -

REFRAIN

§ E - cou - te. E - cou - te la voix du Sei - gneur. E -
cou - te, E - cou - te au fond de ton coeur.



3. Dans nos vies elle nous ap - peHe Com-me la voix d'un a - mi: "Sors de
6. Mes a - mis, ras-sem-blons nous A la ta-ble du Sei-gneur. Pour le
3. ta mai - son. Quit - te ton pa - ys.
6. re - ce - voir, ou - vrons grand nos coeurs.




3. Lais-se tout ce qui en-chaîne Ta li - ber-té et ton coeur;
6. C'est le pain de no-tre rou-te; C'est le pain de cha-que jour.



LIVRE D'ORGUE de l'UP
FCHIER U ACCLAMATIONS

U 184 suite

3. Je te con-duit-rai vers le vrai bon-heur _____ E -
6. Pa-ro-le de vie. Pa-ro-le d'a-mour _____ E - 



U 525 Bravo Alléluia....
Écoutons l'histoire...
T. & M.: J. Humenry - SM

REFRAIN
Bra - vo Al-lé-lu-ia. Chan-tons le li - vre

Couplets.

par - le - ra. *FIN* 1. E-cou-tons l'his-toi-re

de Dieu par-mi nous E-cou-tons l'his-toi-re Met-tons nous de-bout. *DC*

LIVRE D'ORGUE de l'UP
FCHIER U ACCLAMATIONS

U 27-30 CNA 215-7 Alléluia du
"Jubilé" DP - J.-P Lécot - Zech

Al - lé - lu - ia. Al - lé - lu -

ia; Al - lé - lu - ia. Al - lé - lu - ia.

Al - lé - lu - ia.

Al - lé - lu - ia.

LIVRE D'ORGUE de l'UP
FCHIER U ACCLAMATIONS

U 48-75 Ta Parole, Seigneur, est lumière
M Scouarnec J. Akepsimas - Bayard liturgie.
Accompagnement à 3 voix: AC

Ta par - ro-le, Sei-gneur, est lu - mi-ère, Gloire et lou-age à tpo.

The first system of music consists of a vocal line on a single staff and a piano accompaniment on two staves. The key signature has one flat (B-flat) and the time signature is 6/8. The vocal line begins with a quarter note G4, followed by eighth notes A4-B4, quarter notes C5-B4, and a final quarter note G4. The piano accompaniment features a steady eighth-note bass line in the left hand and chords in the right hand.

Ta Pa - ro-le, Sei-gneur, vous li - bè - re, Gloire et lou-age à toi

The second system continues the vocal line and piano accompaniment. The vocal line has a quarter note G4, eighth notes A4-B4, quarter notes C5-B4, eighth notes A4-G4, and a final quarter note G4. The piano accompaniment maintains the same rhythmic pattern as the first system.

Ta Pa - role au - jou - d'hui nous fait vi - vre

The third system continues the vocal line and piano accompaniment. The vocal line has a quarter note G4, eighth notes A4-B4, quarter notes C5-B4, eighth notes A4-G4, and a final quarter note G4. The piano accompaniment continues with the same rhythmic pattern.

DC CODA

Gloire et lou-age à toi.

The fourth system concludes the piece. The vocal line has a quarter note G4, eighth notes A4-B4, quarter notes C5-B4, eighth notes A4-G4, and a final quarter note G4. The piano accompaniment features a final chord in the right hand and a sustained bass line in the left hand, ending with a double bar line.

LIVRE D'ORGUE de l'UP
FCHIER U ACCLAMATIONS

U 53-73 Alléluia - Emmaüs
Texte L. Grzybowski,
Mélodie L. Grzybowski et B. Foskin,
Harmonosation J. Akelsimas, Orgue AC.

REFRAIN

AL - LE-LU - IA AL - LE - LU - IA AL - LE - LU - IA

Couplets

1. Ta pa-ro-le, Sei-gneur, é - veil - le nos es - prits AL-LE-LU - IA
2. Ta pa-ro-le, Sei-gneur, fait dan - ser nos lèvres AL-LE-LU - IA
3. Ta pa-ro-le, Sei-gneur, vient chan - ger nos coeurs AL-LE-LU - IA